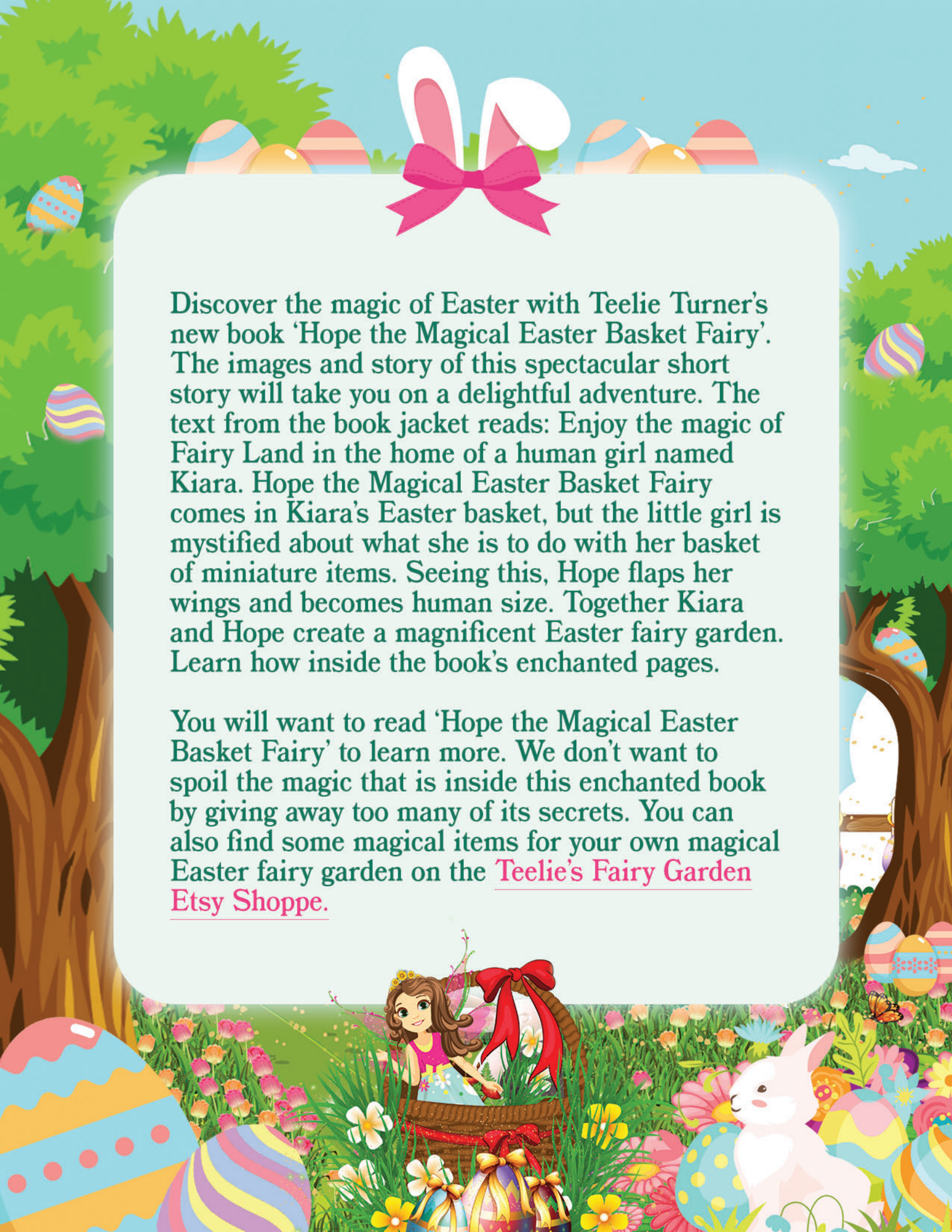


The background is a vibrant, cartoon-style illustration of an Easter scene. It features green trees with colorful Easter eggs (blue, orange, pink, and yellow) hanging from their branches. A large pink bow is at the top center. In the foreground, there are more eggs and a white bunny. A fairy with pink wings and a bunny headband is in the center, holding a basket of eggs. The text is on a white rounded rectangle in the middle.

Teelie Turner's newest book release is a magical Easter Story


Hope The Magical Easter Basket
Fairy is a fantastic read for the
entire family.






Discover the magic of Easter with Teelie Turner's new book 'Hope the Magical Easter Basket Fairy'. The images and story of this spectacular short story will take you on a delightful adventure. The text from the book jacket reads: Enjoy the magic of Fairy Land in the home of a human girl named Kiara. Hope the Magical Easter Basket Fairy comes in Kiara's Easter basket, but the little girl is mystified about what she is to do with her basket of miniature items. Seeing this, Hope flaps her wings and becomes human size. Together Kiara and Hope create a magnificent Easter fairy garden. Learn how inside the book's enchanted pages.

You will want to read 'Hope the Magical Easter Basket Fairy' to learn more. We don't want to spoil the magic that is inside this enchanted book by giving away too many of its secrets. You can also find some magical items for your own magical Easter fairy garden on the [Teelie's Fairy Garden Etsy Shoppe](#).



Not only is this an incredible read, but there are many amazing Hope party props and adventure experience items available to make reading Hope the Magical Easter Basket Fairy into something that will leave everlasting memories. We have fairy doors, fairy windows, party props including an Easter basket and Easter hair, paper dolls and a magical miniature paper fairy garden that you can build with her child or watch them build it with family or friends. If you'd rather create a fairy garden in the dirt, we have many resources available for you on our website [Teelie's Fairy Garden](#).

If you host a celebration for the children in your entourage, consider reading or having them read Hope the Magical Easter Egg Fairy, or listen to it as an audiobook. Then, they can enjoy playing with the props and when they head home, you surprise them with a magnet, button pin or sticker from Hope's incredible collection of merchandise on her webpage [here](#).



Teelie Turner's goal in recording the many events in her magical world of fairies is to use them as an easy-to-accept tool for teaching life lessons. Adults enjoy reading the stories and enjoy sharing them with their children. The author takes her appreciation of fairies a step further with her hobby, creating miniature fairy gardens. She began her fairy garden work in 2014 and offers details in a website,

<https://www.teeliesfairygarden.com/>

Teelie Turner lives in the Pacific Northwest. When she is not busy reporting the adventures of the magical fairies, she enjoys real-world gardening, interior decorating, tennis, boating, and spending time with her husband. She is also involved with philanthropic activities benefiting the community where she lives. She has business experience in publishing, merchandising and electronic commerce.

The background is a vibrant, cartoon-style illustration of a spring garden. At the top, a large green bush is decorated with several colorful Easter eggs (blue, orange, pink, and yellow) and a large pink bow. To the right, a small white cloud floats in a light blue sky. On the left, a tree trunk is visible. On the right, another tree trunk is shown, with a colorful egg hanging from a branch. The bottom of the image features a lush field of pink and yellow flowers. In the center, a young girl with brown hair, wearing a pink top and a blue skirt, is sitting in a large wicker basket. The basket is filled with flowers and has a red bow on top. To the right of the basket, a white bunny is sitting. In the bottom left corner, there are several large, colorful Easter eggs (blue, orange, pink, and yellow) with various patterns. In the bottom right corner, there are more colorful Easter eggs and a small butterfly.

To find out more about Teelie Turner, visit
<https://teelieturnerauthor.com/>
Send questions via e-mail to *press@teelieturner-author.com* or call 206-414-0543.

From Teelie Turner's home to yours, Happy Easter
Thank you for travelling through Fairy Land with
us. It's an amazing place to be and there are many
magical surprises and stories still to come.